

# Principles of Knowledge Representation and Reasoning

## Nonmonotonic Reasoning

Bernhard Nebel, Stefan Wöfl, and Marco Ragni

Albert-Ludwigs-Universität Freiburg

May 10, 12, & 17, 2010

# Principles of Knowledge Representation and Reasoning

May 10, 12, & 17, 2010 — Nonmonotonic Reasoning

Introduction

Motivation

Different Forms of Reasoning

Different Formalizations

Default Logic

Basics

Extensions

Properties of Extensions

Normal Defaults

Default Proofs

Decidability

Propositional DL

Complexity of Default Logic

Complexity of DL

Semi-Normal Defaults

Open Defaults

Outlook

Literature

Introduction Motivation

## A Motivating Example: Defaults in Knowledge Bases

1. `employee(anne)`
2. `employee(bert)`
3. `employee(carla)`
4. `employee(detlef)`
5. `employee(thomas)`
6. `onUnpaidMPaternityLeave(thomas)`
7.  $\text{employee}(X) \wedge \neg \text{onUnpaidMPaternityLeave}(X) \rightarrow \text{gettingSalary}(X)$
8. **typically:**  $\text{employee}(X) \rightarrow \neg \text{onUnpaidMPaternityLeave}(X)$

Introduction Motivation

## A Motivating Example: Common Sense Reasoning

1. **Tweety** is a **bird** like other birds.
2. During the summer he stays in **Northern Europe**, in the winter he stays in **Africa**.
  - ▶ Would you expect Tweety to be able to fly?
  - ▶ How does Tweety get from Northern Europe to Africa?

How would you formalize this in **formal logic** so that you get the expected answers?

## A Formalization . . .

1. bird(tweety)
  2. spend-summer(tweety,northern-europe)  $\wedge$  spend-winter(tweety,africa)
  3.  $\forall x(\text{bird}(x) \rightarrow \text{can-fly}(x))$
  4. far-away(northern-europe,africa)
  5.  $\forall xyz(\text{can-fly}(x) \wedge \text{far-away}(y, z) \wedge \text{spend-summer}(x, y) \wedge \text{spend-winter}(x, z) \rightarrow \text{flies}(x, y, z))$
- ▶ The implication (3) is just a **reasonable assumption**
  - ▶ What if Tweety is an **emu**?

## Examples of Such Reasoning Patterns

- Closed world assumption:** Data-base of **ground atoms**. All ground atoms not present are **assumed** to be false.
- Negation as failure:** In PROLOG, **NOT(P)** means “P is not **provable**” instead of “P is provably false”.
- Non-strict inheritance:** An attribute value is **inherited** only if there is no more specialized information contradicting the attribute value.
- Reasoning about actions:** When reasoning about actions, it is usually assumed that a property **changes** only if it **has to change**, i.e., properties by default do not change.

## Default, Defeasible, and Nonmonotonic Reasoning

- Default Reasoning:** **Jump to a conclusion** if there is no information that contradicts the conclusion.
- Defeasible Reasoning:** Reasoning based on assumptions that can turn out to be wrong, — i.e., **conclusions are defeasible**. In particular, **default reasoning** is defeasible.
- Nonmonotonic Reasoning:** In classical logic, the set of consequences **grows monotonically** with the set of premises. If reasoning is **defeasible**, then reasoning becomes **nonmonotonic**.

## Approaches to Nonmonotonic Reasoning

- ▶ **Consistency-based:** **Extend** classical theory by rules that test whether an assumption is consistent with existing beliefs
- ⇒ nonmonotonic logics like **DL** (default logic), **NMLP** (nonmonotonic logic programming)
- ▶ **Entailment-based on normal models:** Models are ordered by **normality**. Entailment is determined by considering the most normal models only.
- ⇒ **Circumscription**, **Preferential** and **Cumulative Logics**

## NM Logic – Consistency-Based

If  $\varphi$  typically implies  $\psi$ ,  $\varphi$  is given, and it is consistent to assume  $\psi$ , then conclude  $\psi$ .

1. Typically  $\text{bird}(x)$  implies  $\text{can-fly}(x)$
2.  $\forall x(\text{emu}(x) \rightarrow \text{bird}(x))$
3.  $\forall x(\text{emu}(x) \rightarrow \neg\text{can-fly}(x))$
4.  $\text{bird}(\text{tweety})$

$\Rightarrow \text{can-fly}(\text{tweety})$

5. ... +  $\text{emu}(\text{tweety})$

$\Rightarrow \neg \text{can-fly}(\text{tweety})$

## NM Logic – Normal Models

If  $\varphi$  typically implies  $\psi$ , then the models satisfying  $\varphi \wedge \psi$  should be more normal than those satisfying  $\varphi \wedge \neg\psi$ .

Similarly, try to minimize the interpretation of “Abnormality” predicates.

1.  $\forall x(\text{bird}(x) \wedge \neg\text{Ab}(x) \rightarrow \text{can-fly}(x))$
2.  $\forall x(\text{emu}(x) \rightarrow \text{bird}(x))$
3.  $\forall x(\text{emu}(x) \rightarrow \neg\text{can-fly}(x))$
4.  $\text{bird}(\text{tweety})$

Minimize interpretation of  $\text{Ab}$ .

$\Rightarrow \text{can-fly}(\text{tweety})$

5. ... +  $\text{emu}(\text{tweety})$

$\Rightarrow$  Now in all models (incl. the normal ones):  $\neg \text{can-fly}(\text{tweety})$

## Default Logic – Outline

### Introduction

### Default Logic

- Basics
- Extensions
- Properties of Extensions
- Normal Defaults
- Default Proofs
- Decidability
- Propositional DL

### Complexity of Default Logic

### Literature

## Motivation: Reiter's Default Logic

- ▶ We want to express something like “typically birds fly”.
- ▶ Add non-logical inference rule

$$\frac{\text{bird}(x) : \text{can-fly}(x)}{\text{can-fly}(x)}$$

with the intended meaning:

*If  $x$  is a bird and if it is consistent to assume that  $x$  can fly, then conclude that  $x$  can fly.*

- ▶ Exceptions can be represented as formulae:

$$\begin{aligned} \forall x(\text{penguin}(x) \rightarrow \neg\text{can-fly}(x)) \\ \forall x(\text{emu}(x) \rightarrow \neg\text{can-fly}(x)) \\ \forall x(\text{kiwi}(x) \rightarrow \neg\text{can-fly}(x)) \end{aligned}$$

## Formal Framework

- ▶ FOL with classical provability relation  $\vdash$  and deductive closure:  
 $\text{Th}(\Phi) := \{\phi \mid \Phi \vdash \phi\}$
- ▶ **Default rules:**  $\frac{\alpha: \beta}{\gamma}$ 
  - $\alpha$ : **Prerequisite**: must have been derived before rule can be applied.
  - $\beta$ : **Consistency condition**: the negation may not be derivable.
  - $\gamma$ : **Consequence**: will be concluded.
- ▶ A default rule is **closed** if it does not contain free variables.
- ▶ **(Closed) default theory**: A pair  $(D, W)$ , where  $D$  is a countable set of (closed) default rules and  $W$  is a countable set of FOL formulae.

## Extensions of Default Theories

Default theories **extend** the theory given by  $W$  using the default rules  $D$  ( $\rightsquigarrow$  **extensions**). There may be zero, one, or many extensions.

### Example

$$W = \{a, \neg b \vee \neg c\}$$

$$D = \left\{ \frac{a: b}{b}, \frac{a: c}{c} \right\}$$

One **extension** contains  $b$ , the other contains  $c$ .

**Intuitively**: an **extension** is a set of **beliefs** resulting from  $W$  and  $D$ .

## Decision Problems about Extensions in Default Logic

**Existence of extensions**: Does a default theory have an extension?

**Credulous reasoning**: If  $\varphi$  is in at least one extension,  $\varphi$  is a **credulous default conclusion**.

**Skeptical reasoning**: If  $\varphi$  is in all extensions,  $\varphi$  is a **skeptical default conclusion**.

## Extensions – Informally

Desirable properties of an **extension**  $E$  of  $(D, W)$ :

1. Contains all facts  $W \subseteq E$ .
2. Is deductively closed:  $E = \text{Th}(E)$ .
3. All applicable default rules have been applied:

**If**

$$3.1 \frac{\alpha: \beta}{\gamma} \in D,$$

$$3.2 \alpha \in E,$$

$$3.3 \neg \beta \notin E$$

**then**  $\gamma \in E$ .

$\Rightarrow$  Requirement: Application of default rules must follow in sequence (**groundedness**).

## Groundedness

### Example

$$W = \emptyset$$

$$D = \left\{ \frac{a: b, b: a}{b}, \frac{b: a}{a} \right\}$$

**Question:** Should  $\text{Th}(\{a, b\})$  be an extension?

**Answer:** No!

$a$  can only be derived if we already have derived  $b$ .

$b$  can only be derived if we already have derived  $a$ .

## Extensions – Formally

### Definition

Let  $\Delta = (D, W)$  be a closed default theory and let  $E$  be a set of closed formulae.

Let

$$E_0 = W$$

$$E_i = \text{Th}(E_{i-1}) \cup \left\{ \gamma \mid \frac{\alpha: \beta}{\gamma} \in D, \alpha \in E_{i-1}, \neg\beta \notin E \right\}$$

Then  $E$  is an **extension** of  $\Delta$  iff

$$E = \bigcup_{i=0}^{\infty} E_i.$$

## How to Use This Definition?

- ▶ The definition does not tell us how to **construct** an extension.
- ▶ However, it tells us how to **check** whether a set is an extension.
- ▶ Guess a set  $E$ .
- ▶ Then construct sets  $E_i$  by starting with  $W$ .
- ▶ If  $E = \bigcup_{i=0}^{\infty} E_i$ , then  $E$  is an **extension** of  $(D, W)$ .

## Examples

$D = \left\{ \frac{a: b, b: a}{b}, \frac{b: a}{a} \right\}$	$W = \{a \vee b\}$
$D = \left\{ \frac{a: b}{\neg b} \right\}$	$W = \emptyset$
$D = \left\{ \frac{a: b}{\neg b} \right\}$	$W = \{a\}$
$D = \left\{ \frac{: a : b : c}{a, b, c} \right\}$	$W = \{b \rightarrow \neg a \wedge \neg c\}$
$D = \left\{ \frac{: c : d : e}{\neg d, \neg e, \neg f} \right\}$	$W = \emptyset$
$D = \left\{ \frac{: c : d}{\neg d, \neg c} \right\}$	$W = \emptyset$
$D = \left\{ \frac{a: b, a: d}{c, e} \right\}$	$W = \{a, \neg b \vee \neg d\}$

## Questions, Questions, Questions . . .

- ▶ What can we say about the **existence** of extensions?
- ▶ How are the different extensions **related** to each other?
  - ▶ Can one extension be a **subset** of another one?
  - ▶ Are extensions **pairwise incompatible** (i.e. jointly inconsistent)?
- ▶ Can an extension be **inconsistent**?

## Properties of Extensions

### Theorem

1. If  $W$  is inconsistent, there is only one extension.
2. A closed default theory  $(D, W)$  has an inconsistent extension iff  $W$  is inconsistent.

### Proof idea.

1. If  $W$  is inconsistent, no default rule is applicable and  $\text{Th}(W)$  is the only extension.
2. Claim 1  $\implies$  the *if*-part.

For *only if*: If  $W$  is consistent, there is a consistent  $E_i$  s.t.  $E_{i+1}$  is inconsistent.

Let  $\{\gamma_1, \dots, \gamma_n\} = E_{i+1} \setminus \text{Th}(E_i)$  (the conclusions of applied defaults). Now  $\{\neg\beta_1, \dots, \neg\beta_n\} \cap E = \emptyset$  because otherwise the defaults are not applicable.

But this contradicts the inconsistency of  $E$ .

## Properties of Extensions

### Theorem

If  $E$  and  $F$  are extensions of  $(D, W)$  such that  $E \subseteq F$ , then  $E = F$ .

### Proof sketch.

$E = \bigcup_{i=0}^{\infty} E_i$  and  $F = \bigcup_{i=0}^{\infty} F_i$ . Use induction to show  $F_i \subseteq E_i$ .

Base case  $i = 0$ : Trivially  $E_0 = F_0 = W$ .

Inductive case  $i \geq 1$ : Assume  $\gamma \in F_{i+1}$ . Two cases:

1.  $\gamma \in \text{Th}(F_i)$  implies  $\gamma \in \text{Th}(E_i)$  (because  $F_i \subseteq E_i$  by IH), and therefore  $\gamma \in E_{i+1}$ .
2. Otherwise  $\frac{\alpha:\beta}{\gamma} \in D$ ,  $\alpha \in F_i$ ,  $\neg\beta \notin F$ . However, then we have  $\alpha \in E_i$  (because  $F_i \subseteq E_i$ ) and  $\neg\beta \notin E$  (because of  $E \subseteq F$ ), i.e.,  $\gamma \in E_{i+1}$ .

□

## Normal Default Theories

All defaults in a **normal default theory** are **normal**:

$$\frac{\alpha:\beta}{\beta}.$$

### Theorem

Normal default theories have at least one extension.

### Proof sketch.

If  $W$  inconsistent, trivial. Otherwise construct

$$\begin{aligned} E_0 &= W \\ E_{i+1} &= \text{Th}(E_i) \cup T_i \end{aligned} \quad E = \bigcup_{i=0}^{\infty} E_i$$

where  $T_i$  is a maximal set s.t. (1)  $E_i \cup T_i$  is consistent and (2) if  $\beta \in T_i$  then there is  $\frac{\alpha:\beta}{\beta} \in D$  and  $\alpha \in E_i$ .

Show:  $T_i = \left\{ \beta \mid \frac{\alpha:\beta}{\beta} \in D, \alpha \in E_i, \neg\beta \notin E \right\}$  for all  $i \geq 0$ .

□

## Normal Default Theories: Extensions are Orthogonal

### Theorem (Orthogonality)

Let  $E$  and  $F$  be distinct extensions of a normal default theory. Then  $E \cup F$  is inconsistent.

#### Proof.

Let  $E = \bigcup E_i$  and  $F = \bigcup F_i$  with

$$E_{i+1} = \text{Th}(E_i) \cup \left\{ \beta \mid \frac{\alpha: \beta}{\beta} \in D, \alpha \in E_i, \neg\beta \notin E \right\}$$

and the same for  $F$ . Since  $E \neq F$ , there exists a smallest  $i$  such that  $E_{i+1} \neq F_{i+1}$ . This means there exists  $\frac{\alpha: \beta}{\beta} \in D$  with  $\alpha \in E_i = F_i$  but  $\beta \in E_{i+1}$  and  $\beta \notin F_{i+1}$ . This is only possible if  $\neg\beta \in F$ . This means  $\beta \in E$  and  $\neg\beta \in F$ , i.e.,  $E \cup F$  is inconsistent.  $\square$

## Default Proofs in Normal Default Theories

### Definition

A **default proof** of  $\gamma$  in a normal default theory  $(D, W)$  is a finite sequence of defaults  $(\delta_i = \frac{\alpha_i: \beta_i}{\beta_i})_{i=1, \dots, n}$  such that

1.  $W \cup \{\beta_1, \dots, \beta_n\} \vdash \gamma$ ,
2.  $W \cup \{\beta_1, \dots, \beta_n\}$  is consistent, and
3.  $W \cup \{\beta_1, \dots, \beta_k\} \vdash \alpha_{k+1}$ , for  $0 \leq k \leq n-1$ .

### Theorem

Let  $\Delta = \langle D, W \rangle$  be a normal default theory so that  $W$  is consistent. Then  $\gamma$  has a default proof in  $\Delta$  iff there exists an extension  $E$  of  $\Delta$  such that  $\gamma \in E$ .

Test 2 (**consistency**) in the proof procedure suggests that default provability is not even **semi-decidable**.

## Decidability

### Theorem

It is not semi-decidable to test whether a formula follows (skeptically or credulously) from a default theory.

#### Proof.

Let  $(D, W)$  be a default theory with  $W = \emptyset$  and  $D = \left\{ \frac{:\beta}{\beta} \right\}$  with  $\beta$  an arbitrary closed FOL formula. Clearly,  $\beta$  is in some/all extensions of  $(D, W)$  if and only if  $\beta$  is satisfiable.

The existence of a semi-decision procedure for default proofs implies that there is a semi-decision procedure for satisfiability in FOL.

But this is not possible because FOL validity is semi-decidable and this together with semi-decidability of FOL satisfiability would imply decidability of FOL, which is not the case.  $\square$

## Propositional Default Logic

- ▶ **Propositional DL** is decidable.
- ▶ How difficult is reasoning in propositional DL?
- ▶ The **skeptical default reasoning** problem (does  $\varphi$  follow from  $\Delta$  skeptically:  $\Delta \vdash \varphi$ ?) is called **PDS**, credulous reasoning is called **LPDS**.
- ▶ (L)PDS is **co-NP-hard** (let  $D = \emptyset$ ,  $W = \emptyset$ ) and NP-hard (let  $W = \emptyset$ ,  $D = \left\{ \frac{:\beta}{\beta} \right\}$ ).

## Complexity of DL – Outline

Introduction

Default Logic

Complexity of Default Logic

Complexity of DL

Semi-Normal Defaults

Open Defaults

Outlook

Literature

## Skeptical Reasoning in Propositional DL

Lemma

$PDS \in \Pi_2^P$ .

Proof.

We show that the complementary problem **UNPDS** (is there an extension  $E$  such that  $\varphi \notin E$ ) is in  $\Sigma_2^P$ .

The **algorithm**: **Guess** set  $T \subseteq D$  of defaults: those that are applied.

**Verify** that defaults in  $T$  lead to  $E$ , using a **SAT oracle** and the guessed  $E = \text{Th}(\{\gamma \mid \frac{\alpha:\beta}{\gamma} \in T\} \cup W)$ .

**Verify** that  $\{\gamma \mid \frac{\alpha:\beta}{\gamma} \in T\} \cup W \not\models \varphi$  (**SAT oracle**).

$\rightsquigarrow$  UNPDS  $\in \Sigma_2^P$ . □

**Note**: LPDS  $\in \Sigma_2^P$ .

## $\Pi_2^P$ -Hardness

Lemma

$PDS$  is  $\Pi_2^P$ -hard.

Proof.

Reduction from 2QBF to UNPDS: For  $\exists \vec{a} \forall \vec{b} \phi(\vec{a}, \vec{b})$  with  $\vec{a} = a_1, \dots, a_n$  and  $\vec{b} = b_1, \dots, b_m$  construct  $\Delta = (D, W)$  with

$$D = \left\{ \frac{:a_i}{a_i}, \frac{:\neg a_i}{\neg a_i}, \frac{:\neg \phi(\vec{a}, \vec{b})}{\neg \phi(\vec{a}, \vec{b})} \right\}, \quad W = \emptyset$$

No extension contains both  $a_i$  and  $\neg a_i$ .

Now

$\Delta \not\models \neg \phi(\vec{a}, \vec{b})$  iff there is extension  $E$  s.t.  $\neg \phi(\vec{a}, \vec{b}) \notin E$

iff there is  $E$  s.t.  $\phi(\vec{a}, \vec{b}) \in E$  (by  $\frac{:\neg \phi(\vec{a}, \vec{b})}{\neg \phi(\vec{a}, \vec{b})} \in D$ ) □

iff there is  $A \subseteq \{a_1, \neg a_1, \dots, a_n, \neg a_n\}$  s.t.  $A \models \phi(\vec{a}, \vec{b})$

iff  $\exists \vec{a} \forall \vec{b} \phi(\vec{a}, \vec{b})$  is true.

## Conclusions & Remarks

Theorem

$PDS$  is  $\Pi_2^P$ -complete, even for defaults of the form  $\frac{:\alpha}{\alpha}$ .

Theorem

$LPDS$  is  $\Sigma_2^P$ -complete, even for defaults of the form  $\frac{:\alpha}{\alpha}$ .

- ▶ PDS is “easier” than reasoning in most modal logics.
- ▶ General and normal defaults have the same complexity.
- ▶ Polynomial special cases cannot be achieved by restricting, for example, to **Horn clauses** (satisfiability testing in polynomial time).
- ▶ It is necessary to restrict the underlying **monotonic reasoning problem** and the **number of extensions**.
- ▶ Similar results hold for other **nonmonotonic logics**.



## Semi-Normal Defaults (1)

Semi-normal defaults are sometimes useful:

$$\frac{\alpha : \beta \wedge \gamma}{\beta}$$

Important when one has **interacting** defaults:

$$\frac{\text{Adult}(x) : \text{Employed}(x)}{\text{Employed}(x)}$$

$$\frac{\text{Student}(x) : \text{Adult}(x)}{\text{Adult}(x)}$$

$$\frac{\text{Student}(x) : \neg\text{Employed}(x)}{\neg\text{Employed}(x)}$$

For **Student(TOM)** we get two extensions: one with **Employed(Tom)** and the other one with **¬Employed(Tom)**.

Since the third rule is “**more specific**”, we may prefer it.

## Semi-Normal Defaults (2)

- ▶ Since being a student is an exception, we could use a **semi-normal** default to exclude students from employed adults:

$$\frac{\text{Student}(x) : \neg\text{Employed}(x)}{\neg\text{Employed}(x)}$$

$$\frac{\text{Adult}(x) : \text{Employed}(x) \wedge \neg\text{Student}(x)}{\text{Employed}(x)}$$

$$\frac{\text{Student}(x) : \text{Adult}(x)}{\text{Adult}(x)}$$

- ▶ Representing conflict-resolution by semi-normal defaults becomes clumsy when the number of default rules becomes high.
- ▶ A scheme for assigning **priorities** would be more elegant (there are indeed such schemes).

## Open Defaults (1)

- ▶ Our examples included **open defaults**, but the theory covers only **closed defaults**.
- ▶ If we have  $\frac{\alpha(\vec{x}) : \beta(\vec{x})}{\gamma(\vec{x})}$ , then the variables should stand for all **nameable** objects.
- ▶ **Problem**: What about objects that have been introduced implicitly:  $\exists xP(x)$ .
- ▶ **Solution by Reiter**: Skolemization of all formulae in  $W$  and  $D$ .
- ▶ **Interpretation**: An open default stands for all the closed defaults resulting from substituting **ground terms** for the variables.

## Open Defaults (2)

Skolemization can create problems because it preserves satisfiability, but it is not an equivalence transformation.

## Example

$$\begin{aligned} & \forall x(\text{Man}(x) \leftrightarrow \neg\text{Woman}(x)) \\ & \forall x(\text{Man}(x) \rightarrow (\exists y(\text{Spouse}(x, y) \wedge \text{Woman}(y)) \vee \text{Bachelor}(x))) \\ & \text{Man}(\text{TOM}) \\ & \text{Spouse}(\text{TOM}, \text{MARY}) \\ & \text{Woman}(\text{MARY}) \\ & \frac{\text{Man}(x)}{\text{Man}(x)} \end{aligned}$$

Skolemization of  $\exists y : \dots$  enables concluding **Bachelor(TOM)**! The reason is that for  $g(\text{TOM})$  we get **Man( $g(\text{TOM})$ )** by default ( $g$  is the Skolem function).

## Open Defaults (3)

It is even worse: Logically equivalent theories can have different extensions:

$$W_1 = \{\exists x(P(C, x) \vee Q(C, x))\}$$

$$W_2 = \{\exists xP(C, x) \vee \exists xQ(C, x)\}$$

$$D = \left\{ \frac{P(x, y) \vee Q(x, y): R}{R} \right\}$$

$W_1$  and  $W_2$  are logically equivalent. However, the Skolemization of  $W_1$ , symbolically  $s(W_1)$ , is not equivalent with  $s(W_2)$ . The only extension of  $(D, W_1)$  is  $\text{Th}(s(W_1) \cup R)$ . The only extension of  $(D, W_2)$  is  $\text{Th}(s(W_2))$ .






**Note:** Skolemization is not the right method to deal with open defaults in the general case.

## Outlook

Although Reiter's definition of DL makes sense, one can come up with a number of variations and extend the investigation . . .

- ▶ Extensions can be defined differently (e.g., by remembering consistency conditions).
- ▶ . . . or by removing the groundedness condition.
- ▶ Open defaults can be handled differently (more model-theoretically).
- ▶ General proof methods for the finite, decidable case
- ▶ Applications of default logic:
  - ▶ Diagnosis
  - ▶ Reasoning about actions

## Literature

-  Raymond Reiter.  
A logic for default reasoning.  
*Artificial Intelligence*, 13(1):81–132, April 1980.
-  Georg Gottlob.  
Complexity Results for Nonmonotonic Logics.  
*Journal for Logic and Computation*, 2(3), 1992.
-  Marco Cadoli and Marco Schaerf.  
A Survey of Complexity Results for Non-monotonic Logics.  
*The Journal of Logic Programming* 17: 127–160, 1993.
-  Gerhard Brewka.  
*Nonmonotonic Reasoning: Logical Foundations of Commonsense*.  
Cambridge University Press, Cambridge, UK, 1991.
-  Franz Baader and Bernhard Hollunder.  
Embedding defaults into terminological knowledge representation formalisms.  
In B. Nebel, W. Swartout, and C. Rich, editors, *Principles of Knowledge Representation and Reasoning: Proceedings of the 3rd International Conference*, pages 306–317, Cambridge, MA, October 1992. Morgan Kaufmann.